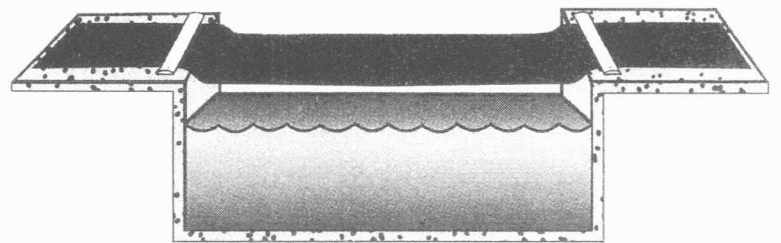



Enviro Cover™

INSTRUCTION SHEET

As water passes from the top of the cover in the pool, water may reverse back onto the top as the pool water level increases in order to continually have water drain into the pool it may be necessary on occasion to adjust the cover. To do this follow the following simple steps. Remove leaves and other debris from the cover to allow water to filter through. **Recommended:** the addition of an air pillow is suggested to assist in keeping the Enviro Cover taut and help promote the water to filter through. This is not necessary if the cover is adjusted and kept taut.


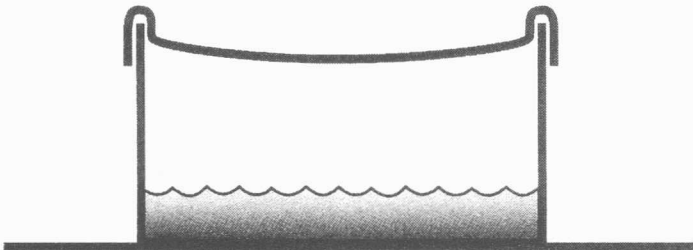
FOR INGROUND OR ONGROUND POOLS WITH DECKS



When first installed, the cover should be slightly suspended off the pool water with approximately 12" on the deck held down by water bags (avoid sharp objects such as blocks ect.)

To adjust, pull the edge of the cover away from the pool's edge so the cover has no water build up on the top. This should be repeated as the water level in the pool rises.

FOR ABOVE GROUND POOLS



When first installed, the cover should be slightly suspended off the pool water with approximately 12" to overlap and secure to the pool wall.

To adjust, pull the edge of the cover down all around the pool wall. Retighten if necessary. This should be repeated as the water level within the pool rises causing water to gather on top of the cover.

CAUTION: THIS COVER IS NOT DESIGNED TO WALK ON.

** The adjustment procedure (if required) must be done in the early spring to reduce the risk of mosquitoes and other infectious insects.



Domestic Limited Warranty

1. FULL WARRANTY APPLIES TO MANUFACTURED DEFECTS AND MATERIAL DELAMINATION.
2. COVER HAS A PRO-RATED WARRANTY ON MATERIAL DEGRADATION.

CUSTOMER WILL RECEIVE THE FOLLOWING CREDIT TOWARDS THE CURRENT RETAIL PRICE OF A NEW WINTER COVER:

Year	8 Year	10 Year	12 Year	15 Year	ARMORKOTE
1	FULL / 90%	FULL / 90%	FULL / 90%	FULL / 90%	FULL / 90%
2	80%	FULL / 80%	FULL / 80%	FULL / 80%	FULL / 80%
3	70%	70%	FULL / 70%	FULL / 70%	FULL / 70%
4	40%	60%	FULL / 60%	FULL / 60%	FULL / 60%
5	30%	40%	45%	50%	FULL / 50%
6	20%	30%	35%	45%	45%
7	15%	20%	30%	40%	40%
8	5%	15%	25%	35%	35%
9	—	5%	20%	30%	30%
10	—	5%	15%	25%	25%
11	—	—	10%	20%	20%
12	—	—	5%	15%	15%
13	—	—	—	10%	10%
14	—	—	—	5%	5%
15	—	—	—	5%	5%
16	—	—	—	—	5%
17	—	—	—	—	5%
18	—	—	—	—	5%
19	—	—	—	—	5%
20	—	—	—	—	5%

3. THE WINTER COVER MUST BE RETURNED TO THE DEALER WHERE THE COVER WAS PURCHASED, COMPLETE WITH THE BILL OF SALE.
4. THE FREIGHT ON THE RETURNED COVER MUST BE PREPAID.
5. THIS WARRANTY WILL BE VOID IF THE COVER IS DAMAGED AS A RESULT OF IMPROPER INSTALLATION OR USE, OR IF DAMAGE IS A RESULT OF ICE OR WIND.
6. THIS WARRANTY APPLIES TO COVER ONLY AND NOT TO ANY PERSONS OR PROPERTY, EXAMPLE AS IN A SWIMMING POOL.

DUE TO THE WOVEN CHARACTERISTICS AND THE SEWN SEAMS OF THIS POOL COVER, WATER WILL SEEP FROM THE POOL ONTO THE TOP OF THE COVER. DURING THE OPENING OF YOUR POOL, WHATEVER MEANS OF SUCTION USED TO REMOVE THE WATER FROM THE COVER SHOULD NOT BE RESTING ON OR POINTED TOWARDS THE COVER. THIS WILL REDUCE POOL WATER BEING SUCKED THROUGH THE COVER.

A HPI COMPANY